

PRODUCT DATASHEET

SPOT ADJUST 6.50 W 3000 K WT

SPOT ADJUST | Recessed mounted spotlight, adjustable, round shape



AREAS OF APPLICATION

- Replacement of halogen lamp spotlights
- General illumination
- Hotel rooms
- Bars, restaurants
- Accent lighting
- Galleries, museums
- Residential interiors

PRODUCT BENEFITS

- High luminous efficacy
- Design matches the LEDVANCE DOWNLIGHT luminaire family
- Energy savings of up to 90 % compared to halogen lamp spotlights
- Functional and minimalistic design
- Easy and quick installation
- External driver for extended flexibility (compatible with selected DALI drivers)
- 5 years guarantee

PRODUCT FEATURES

- Initial color consistency: ≤ 4 SDCM
- Housing material: aluminum
- Lens material: PMMA



TECHNICAL DATA

Electrical data

Nominal wattage	6.50 W
Operating mode	Electronic control gear (ECG)
Nominal voltage	220...240 V
Power factor λ	>0.90
Mains frequency	50/60 Hz
Max. no. of lum. on circuit break. B16 A	32
Max. no. of lum. on circuit break. C10 A	26
Max. no. of lum. on circuit break. C16 A	41
Total harmonic distortion	< 15 %

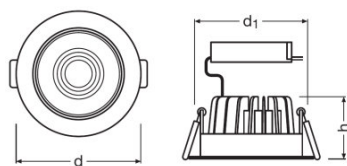
Photometrical data

Color temperature	3000 K
Luminous flux	550 lm
Luminous efficacy	85 lm/W
Standard deviation of color matching	≤ 4 sdc _m
Light color (designation)	Warm White
Color rendering index Ra	>80

Light technical data

Beam angle	36 °
------------	------

Dimensions & weight



Diameter	80.0 mm
Height	36.0 mm
Product weight	189.00 g
Mounting diameter	68 mm

Colors & materials

Body material	Aluminum
Product color	White
Housing color	White
Light emitting surface material	PMMA

Temperatures & operating conditions

Ambient temperature range	-20...+45 °C
----------------------------------	--------------

Lifespan

Number of switching cycles	100000
Lifespan L70/B50 at 25 °C	50000 h
Lifespan L80/B10 at 25 °C	40000 h
Lifespan L90/B10 at 25 °C	20000 h

Additional product data

Mounting type	Recessed
Mounting location	Ceiling

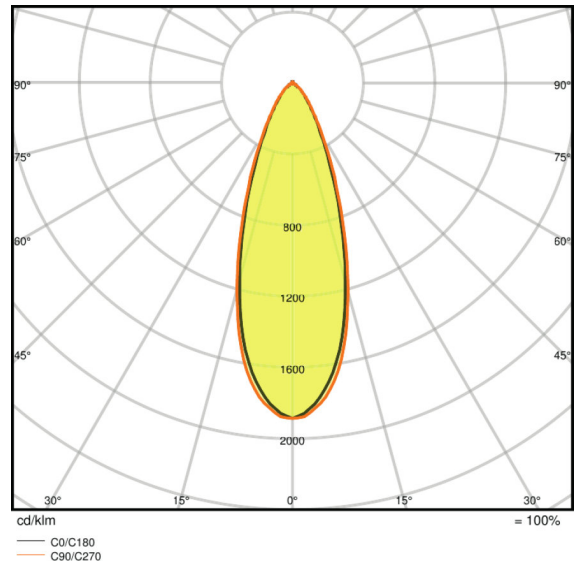
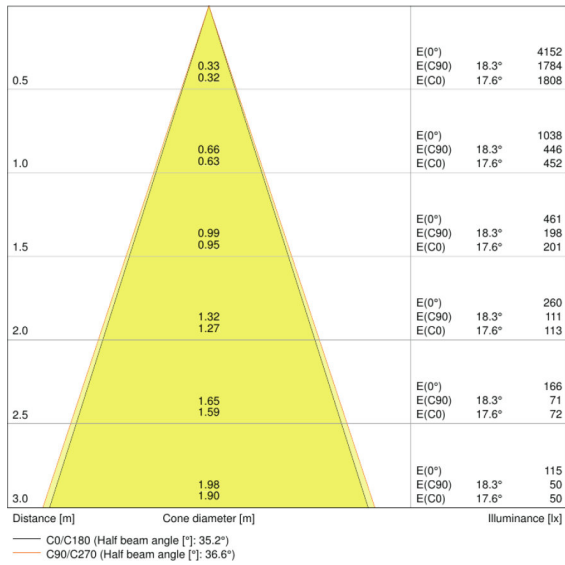
Capabilities

Adjustable	Yes
Dimmable	No
Type of connection	Screw terminal, 2-Pole (L,N)
LED module replaceable	Not replaceable

Certificates & standards

Protection class IK (shock resistance)	IK06
Glow Wire Test according to IEC 60695-2-12	650 °C
Photobio. safety group acc. to EN62471	RG 0
Protection class	II
Type of protection	IP20
Standards	CE/CB/TÜV SÜD/EAC/RoHS

Light Distribution



LDC typ cone

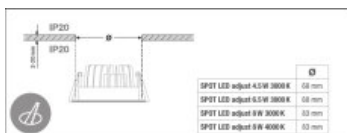
LDC typ polar

LOGISTICAL DATA

Product code	Packaging unit (Pieces/Unit)	Dimensions (length x width x height)	Gross weight	Volume
4058075126909	Folding carton box 1	110 mm x 105 mm x 65 mm	259.00 g	0.75 dm ³
4058075126916	Shipping carton box 30	575 mm x 230 mm x 225 mm	8195.00 g	29.76 dm ³

The mentioned product code describes the smallest quantity unit which can be ordered. One shipping unit can contain one or more single products. When placing an order, for the quantity please enter single or multiples of a shipping unit.

ADDITIONAL CATALOG INFORMATION



REFERENCES / LINKS

For Guarantee see

▶ www.ledvance.com/guarantee

DISCLAIMER

Subject to change without notice. Errors and omission excepted. Always make sure to use the most recent release.